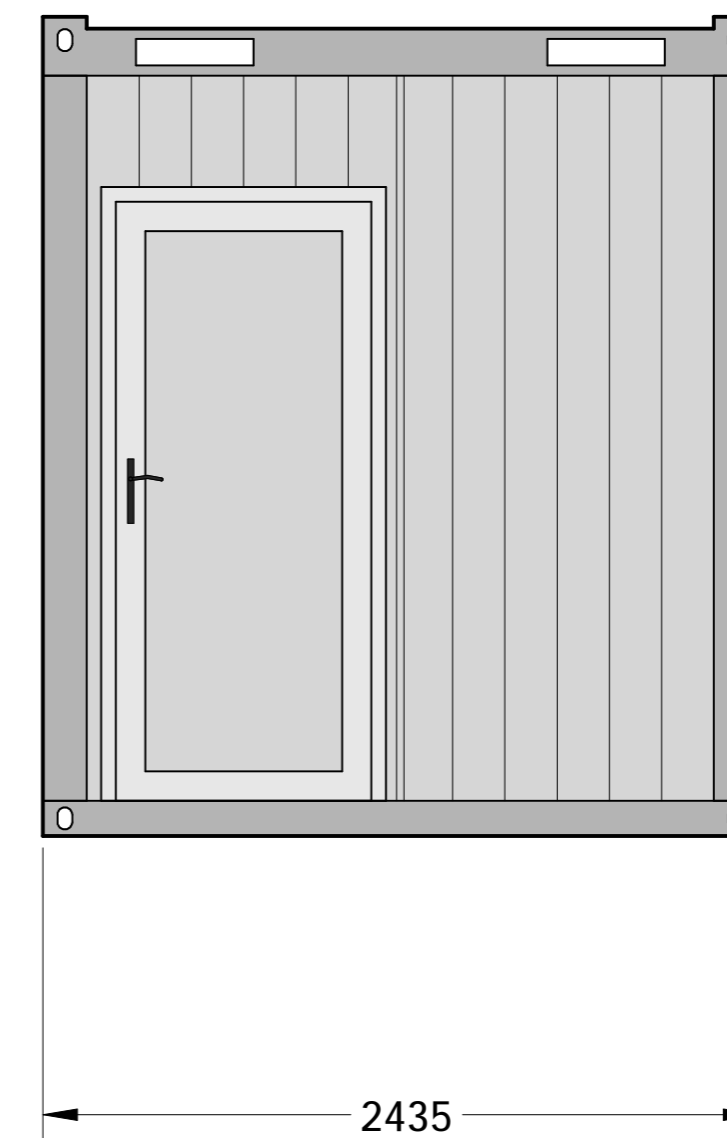
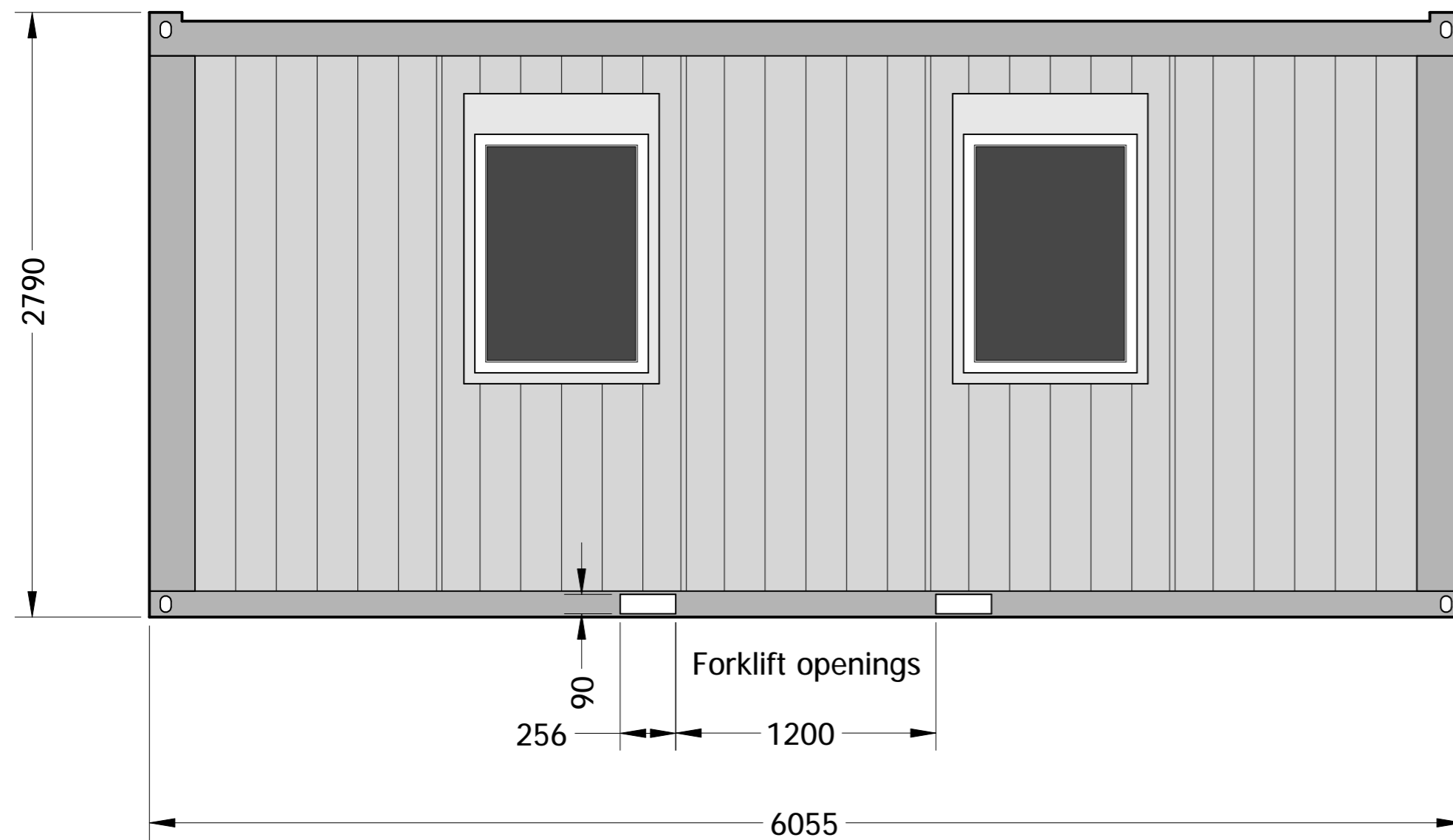
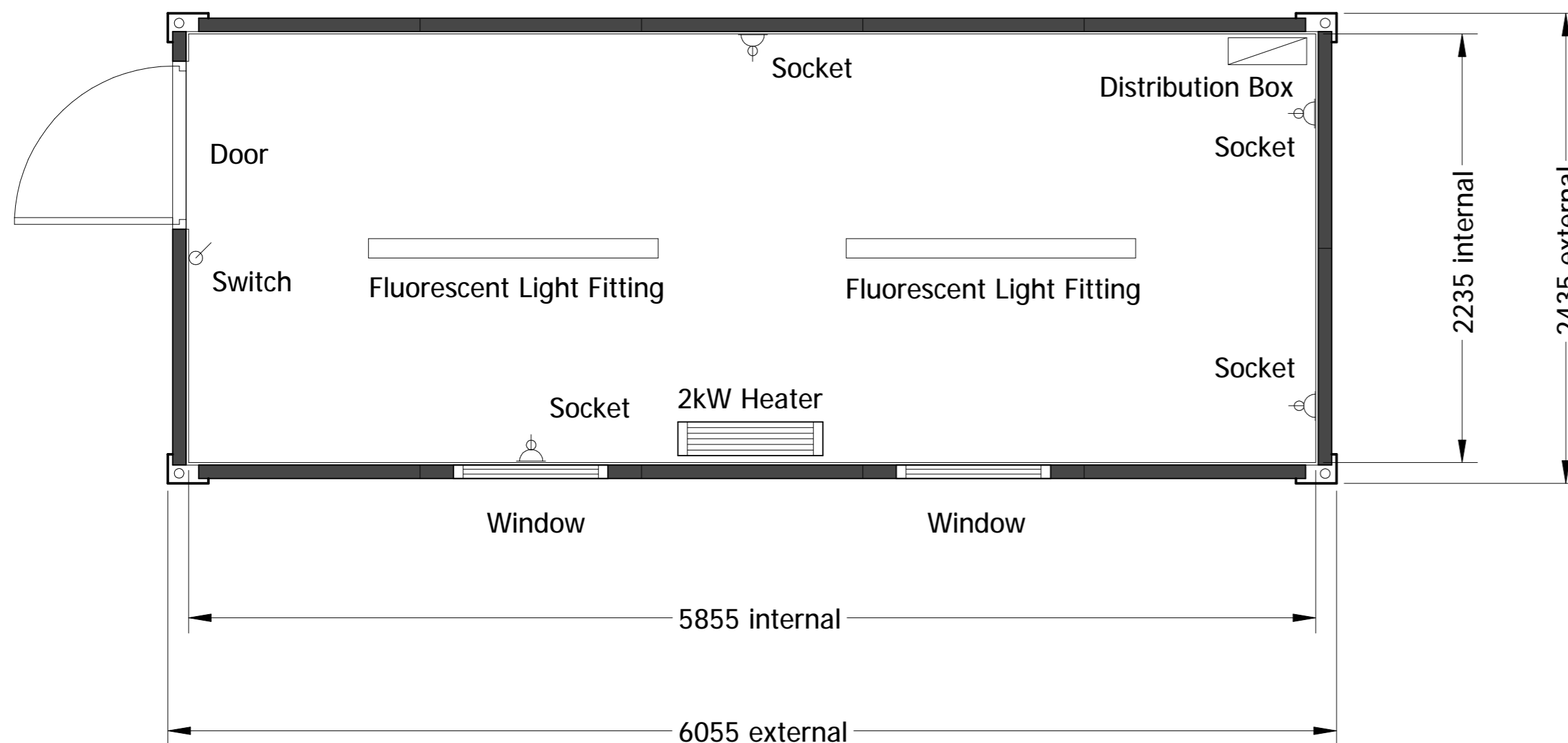


Corner fittings to ISO 1161



4 off PVC rainwater pipes
Ø40mm in each corner pillars



UNIT DIMENSIONS
 External length/Internal length 6.055m/5.855m
 External width/internal width 2.435m/2.235m
 External height/Internal height 2.790m/2.500m

WINDOWS (2)
 White PVC, dimensions 800x1100mm, double glazed thickness 4/9/4mm, with 'tilt & swing' mechanism, supplied with external PVC or Alu security shutters

DOOR
 Alu, single fold, filled door opening dims 810x2000mm, 40mm thick, insulated with polyurethane foam, cylinder lock with 3 keys.
 Door frame painted sheet metal, overall dims 870x2040mm


FLOOR
 External covering: flat galv. steel sheet metal, 0.5mm thk.
 Insulation: mineral wool (40kg density) 100mm thk.
 Vapour barrier: PE foil 80µm thk.
 Inner floor: plywood sheet panel 18mm thk.
 Floor covering: glued PVC 1.5mm thk.

WALLS
 Side panels width 1145mm, total panel thickness 70mm
 Five panels to long side, two panels to short side, fully interchangeable
 External covering: galv. & painted (29µm) steel sheet metal, 0.5mm thk.
 Insulation: mineral wool within timber framework, 50mm thk.
 Internal covering: chipwood panel, 9mm thk. with 0.5mm EPP finish

Rev		Date	Drawn
-----	--	------	-------

All Dimensions in millimetres unless otherwise stated

This drawing must not be re-issued, loaned or copied without the express permission of Modular Sales Ltd
 TEL: 01904 789923



Modular Sales Ltd
 Unit 5, Evans Business Centre, Rose Ave.,
 Nether Poppleton, York, YO26 6RR
 Tel: 01904 789923 Fax:

Client			
Project Flat Pack Unit			
Drawing Physical Dimensions & Specification			
Drawn by Paul Roberts	Date February 2009		
Checked by	Sheet 1 of 1	Scale 1 : 25	Size A2
Drawing number	Rev 0	Issue status	

This drawing is to be read in conjunction with related drawings. Do not scale from this drawing all dimensions must be verified on site before any work or producing shop drawings the originator should be notified immediately of any discrepancy

DO NOT SCALE DRAWING - WORK TO FIGURED DIMENSIONS IN ALL CASES